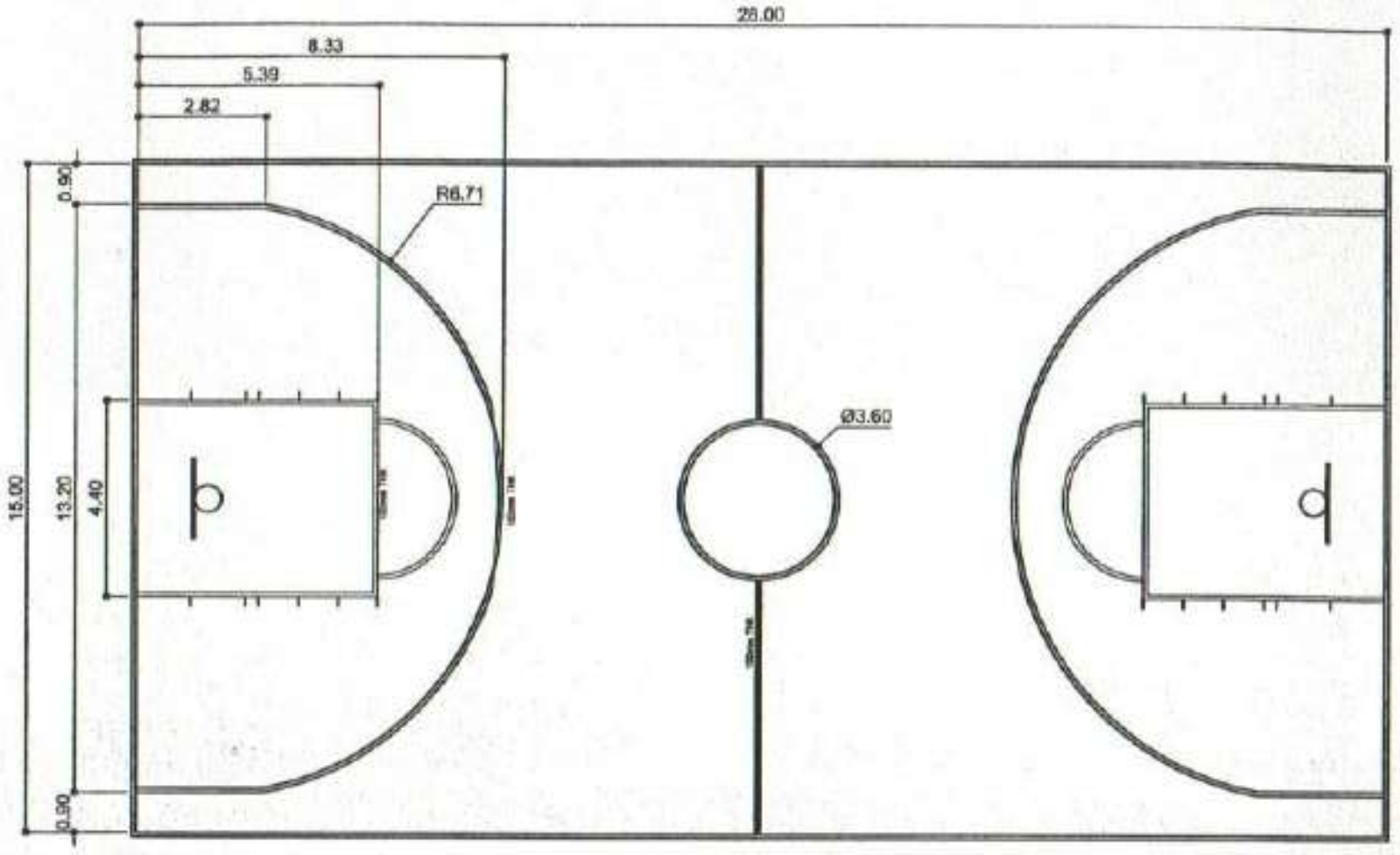

1 A-16 **BASKET BALL COURT PLAN (NCAA) PLAN**
SCALE 1:100

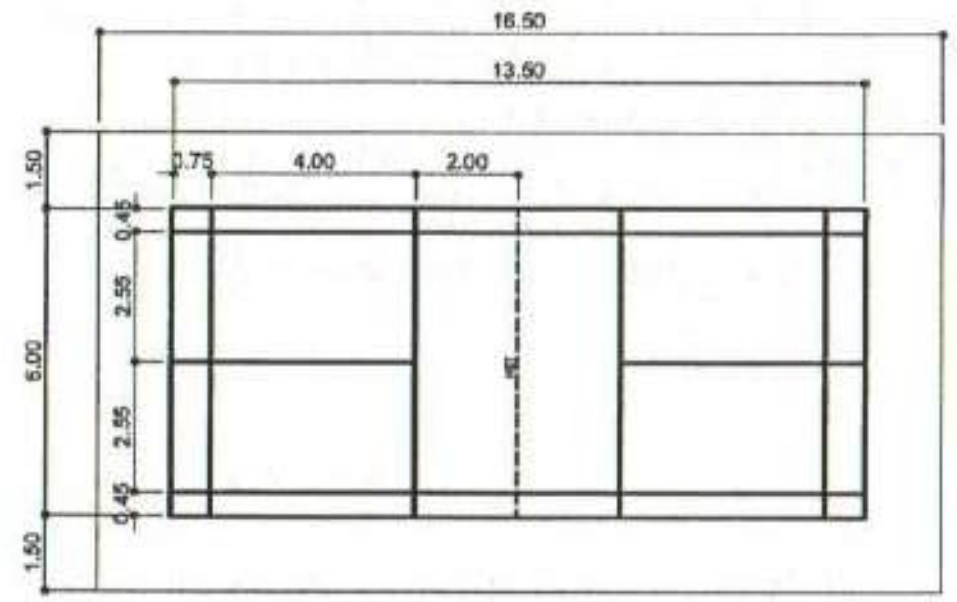

3 A-16 **BADMINTON COURT PLAN**
SCALE: 1:100



4 A-16 **VOLLEYBALL COURT PLAN**
SCALE: 1:100

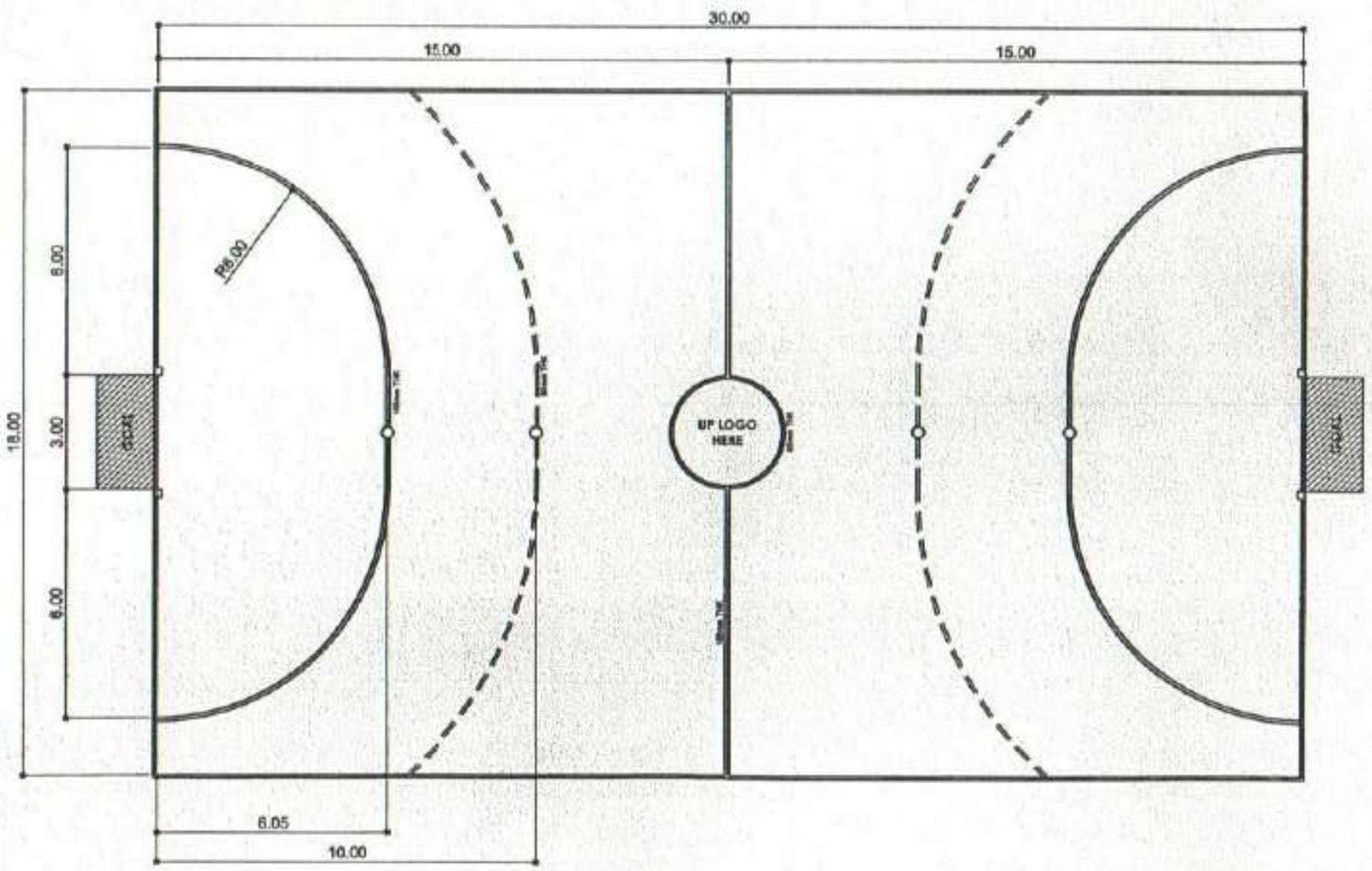

2 A-16 **FUTSAL COURT PLAN**
SCALE: 1:100

CPDMO
CAMPUS PLANNING DEVELOPMENT & MAINTENANCE OFFICE
P. Faura Street, Ermita, Manila
Tel. No. 525-2233
Telefax No. 526-8420
U.P. MANILA

RA 9266 : THIS DRAWING AS AN INSTRUMENT OF SERVICE IS THE PROPERTY OF CPDMO UP MANILA AND SUCH MUST NOT BE REPRODUCED OR COPIED IN OR IN WHOLE WITHOUT PERMISSION.

ARCHITECT OF RECORD:
AR. MARK ANTHONY C. QUINITO

PRC NO.	: 33916	PTR NO.	: MLA7005408
TIN NO.	: 423-095-647	ISSUED ON	: JAN 10,2018
IAPOA	:	ISSUED AT	: MANILA

ENDORSED BY:
AR. ROSARIO G. FLORE-BERNARDO
CHIEF, CPDMO

PROJECT TITLE:
COMPLETION OF SPORTS AND WELLNESS CENTER
UNIVERSITY OF THE PHILIPPINES MANILA

RECOMMENDING APPROVAL:
LEONARDO R. ESTACIO JR., PHD
DEAN COLLEGE OF ARTS AND SCIENCES
MICHAEL L. TEE, MD, MHPEd, MBA
VICE CHANCELLOR FOR PLANNING AND DEVELOPMENT
ARLENE A. SAMANIEGO, MD
VICE CHANCELLOR FOR ADMINISTRATION

APPROVED:
CARMENCITA D. PADILLA, MD, MAHPS
PROFESSOR & CHANCELLOR

SHEET CONTENT:
PLAYING COURT LAYOUTS

DATE ISSUED:
DATE COMPLETED:
REVISION NO./DATE:
REF. NO.:
CADD BY: ARMAO
DWG FILE:

SHEET NO.:
A-16
16 OF 17



1 / A-18 SPRUNG FLOOR FRAMING PLAN
SCALE: 1:100

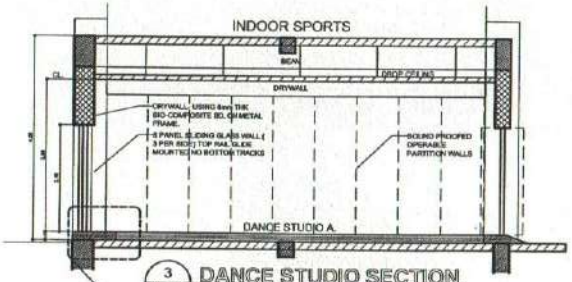

3 / A-18 DANCE STUDIO SECTION
SCALE: 1:50

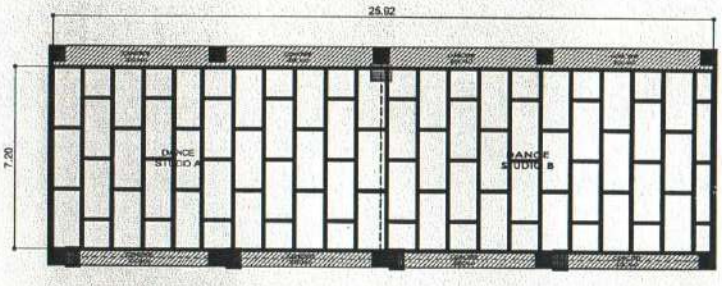

2 / A-18 SUBFLOOR LAYOUT
SCALE: 1:100

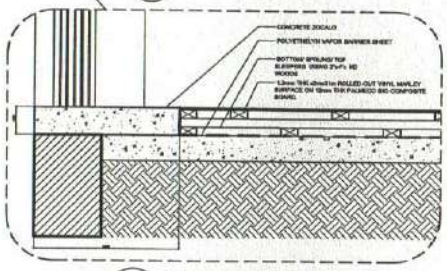

4 / A-18 BLOW-UP DETAIL
SCALE: 1:15

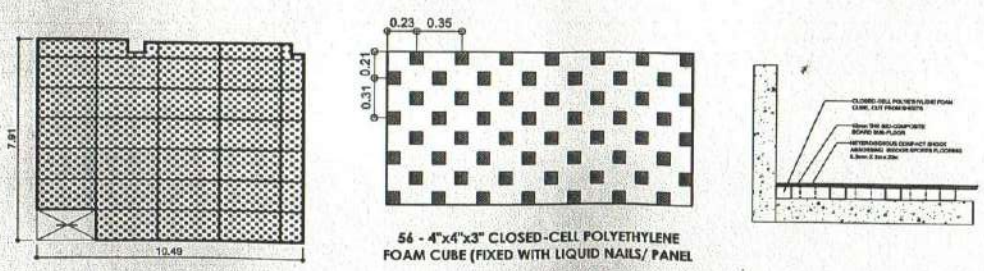

56 - 4"x4"x3" CLOSED-CELL POLYETHYLENE FOAM CUBE (FIXED WITH LIQUID NAILS/ PANEL

5 / A-18 FLOOR BOARD LAYOUT (MARTIAL ARTS RM)
SCALE: 1:100

CAMPUS PLANNING DEVELOPMENT & MAINTENANCE OFFICE CPDMO U.P. MANILA P. Faura Street, Ermita, Manila Tel. No. 630-3331 Telefax No. 620-8420 RA 9266 : THIS DRAWING AS AN INSTRUMENT OF SERVICE IS THE PROPERTY OF CPDMO UP MANILA AND SUCH MUST NOT BE REPRODUCED OR COPIED IN OR IN WHOLE WITHOUT PERMISSION.	ARCHITECT OF RECORD: AR. MARK ANTHONY C. QUINIBIO PRC NO : 33916 TIN NO : 423-073-647 IAPOA : PTR NO : MLA7005438 ISSUED ON : JAN 10,2016 ISSUED AT : MANILA	ENDORSED BY: AR. ROSALIE G. FLORES-BERNARDO CHIEF, CPDMO	PROJECT TITLE: COMPLETION OF SPORTS AND WELLNESS CENTER UNIVERSITY OF THE PHILIPPINES MANILA	RECOMMENDING APPROVAL: LEONARDO E. ESTACIO JR., PHD DEAN COLLEGE OF ARTS AND SCIENCES MICHAEL L. TEE, MD, MHPEM, MBA VICE CHANCELLOR FOR PLANNING AND DEVELOPMENT ARLENE A. SAMANIEGO, MD VICE CHANCELLOR FOR ADMINISTRATION	APPROVED: CARMENCITA D. PADILLA, MD, MAHPS PROFESSOR & CHANCELLOR	SHEET CONTENT: SPRUNG FLOOR SYSTEM DETAILS	DATE ISSUED: DATE COMPLETED: REVISION NO./DATE: REF. NO.: CADD BY: ARMAO DWG FILE:	SHEET NO.: A-17 17 OF 17

FR. PDF

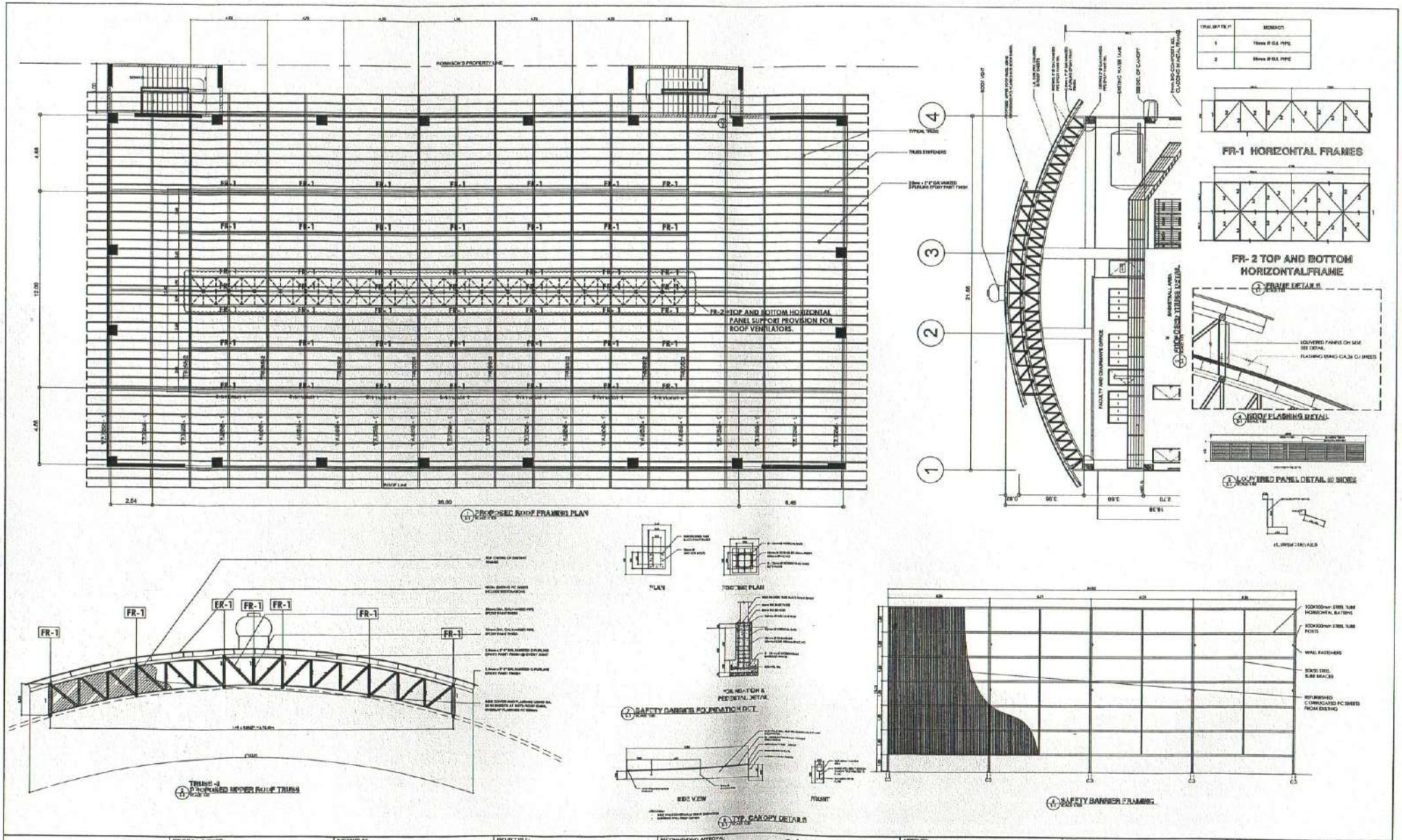

CAMPUS PLANNING DEVELOPMENT & MAINTENANCE OFFICE
CPDMO
U.P. MANILA
P. Faura Street, Ermita, Manila
Tel. No. 528-3365
Telefax No. 528-6420

RA 8266 : THIS DRAWING AS AN INSTRUMENT OF SERVICE IS THE PROPERTY OF CPDMO UP MANILA AND SUCH MUST NOT BE REPRODUCED OR COPIED IN OR IN WHOLE WITHOUT PERMISSION.

STRUCTURAL ENGINEER:	ENDORSED BY:	PROJECT TITLE:	RECOMMENDING APPROVAL:	APPROVED:	SHEET CONTENT:	DATE ISSUED:	SHEET NO.:
ENGR. EDINEL V. TADEO.	AR. ROSALIE G. FLORES-BERNARDO CHIEF, CPDMO	COMPLETION OF SPORTS AND WELLNESS CENTER UNIVERSITY OF THE PHILIPPINES MANILA	LEONARDO R. ESTACIO JR., PHD DEAN COLLEGE OF ARTS AND SCIENCES MICHAEL L. TEE, MD, MHPEM, MBA VICE CHANCELLOR FOR PLANNING AND DEVELOPMENT ARLENE A. SAMANIEGO, MD VICE CHANCELLOR FOR ADMINISTRATION	CARMENCITA D. PADILLA, MD, MAHPS PROFESSOR & CHANCELLOR	ROOF FRAMING PLAN TYPICAL TRUSS DETAIL	DATE COMPLETED: REVISION NO./DATE: REF. NO.: CADD BY: ARMAG DWG REF:	S-1 1 OF 1

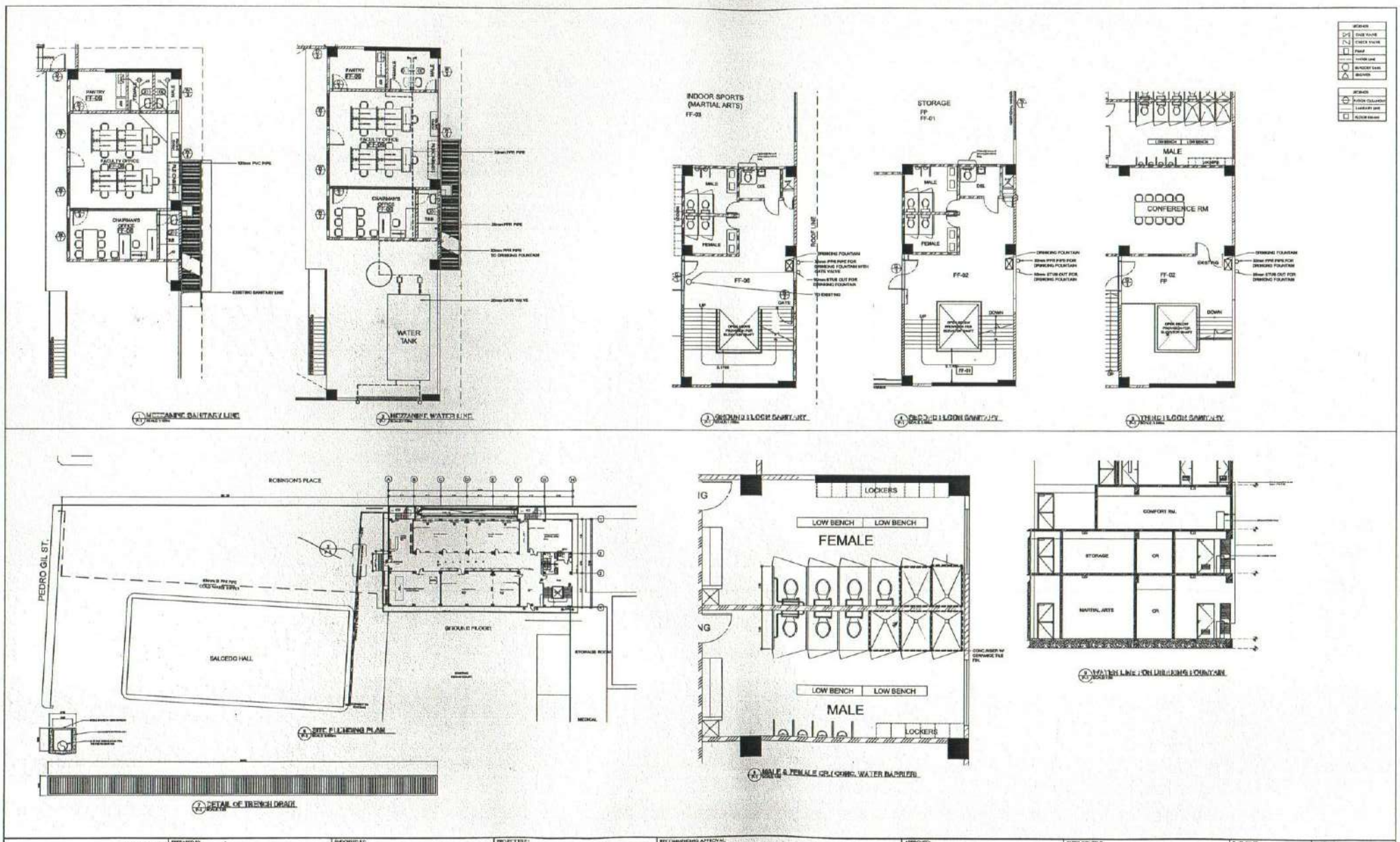

CAMPUS PLANNING DEVELOPMENT & MAINTENANCE OFFICE
CPDMO
U.P. MANILA
P. Faura Street, Ermita, Manila
Tel. No. 524-1253
Telefax No. 524-3426

RA 9266 : THIS DRAWING AS AN INSTRUMENT OF SERVICE IS THE PROPERTY OF CPDMO UP MANILA AND SUCH MUST NOT BE REPRODUCED OR COPIED IN OR IN WHOLE WITHOUT PERMISSION.

PREPARED BY:	ENDORSED BY:	PROJECT TITLE:	RECOMMENDING APPROVAL:	APPROVED:	SHEET CONTENT:	DATE ISSUED:	SHEET NO.:
AR. MARK ANTHONY C. GERMINO, DEPARTMENT	AR. ROSALIE G. FLORES-BERNARDO, CHIEF, CPDMO	COMPLETION OF SPORTS AND WELLNESS CENTER UNIVERSITY OF THE PHILIPPINES MANILA	LEONARDO R. ESTACIO JR., PHD, DEAN COLLEGE OF ARTS AND SCIENCES MICHAEL L. TEE, MD, MHPE, MBA, VICE CHANCELLOR FOR PLANNING AND DEVELOPMENT ARLENE A. LAMAMIEGO, MD, VICE CHANCELLOR FOR ADMINISTRATION	CARMENCITA D. PADILLA, MD, MAHPS, PROFESSOR & CHANCELLOR	MEZZANINE WATER AND SANITARY LINE TRENCH DRAIN DETAIL DRINKING FOUNTAIN WATER LINE	DATE COMPLETED: REVISION NO./DATE: REF. NO.: CADD BY: — DWG FILE:	P-1 1 OF 1

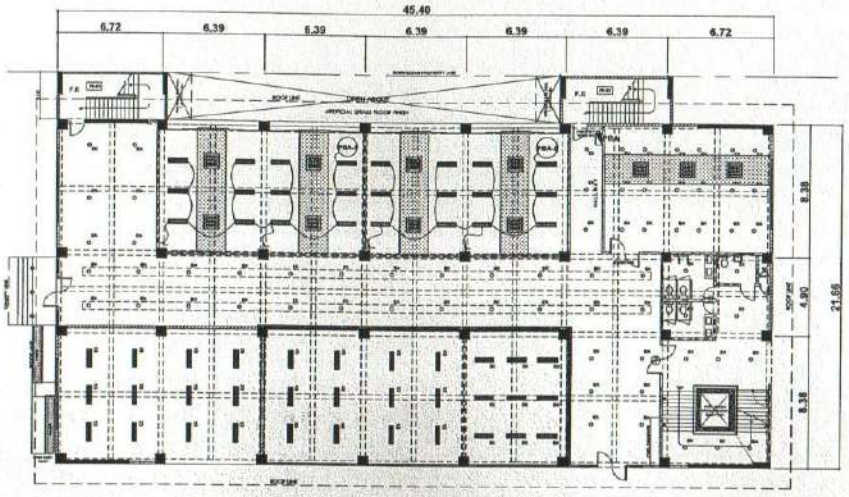

1 GROUND FLOOR LIGHTING LAYOUT
E-1

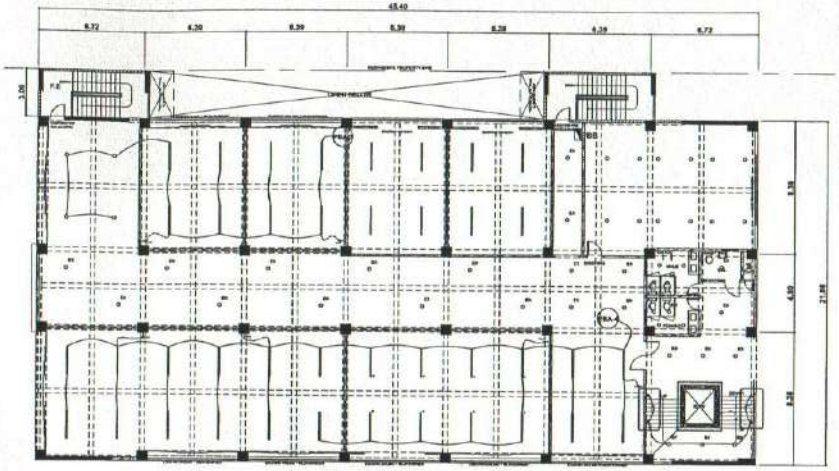

2 SECOND FLOOR LIGHTING LAYOUT
E-1

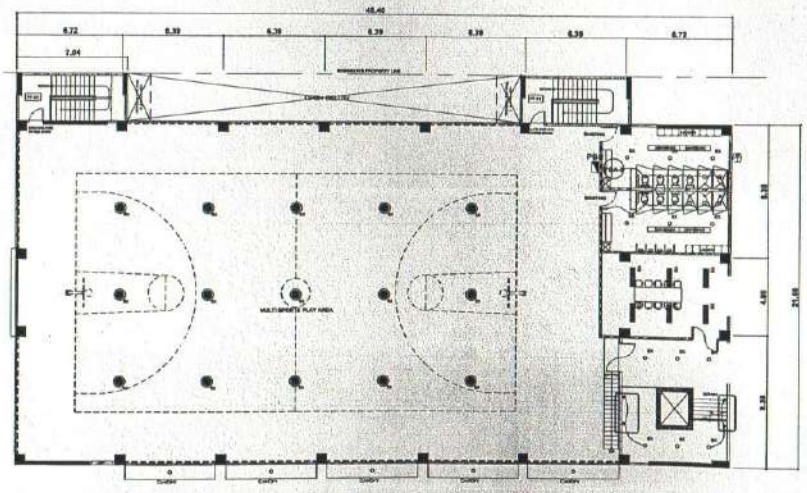

3 THIRD FLOOR LIGHTING LAYOUT
E-1

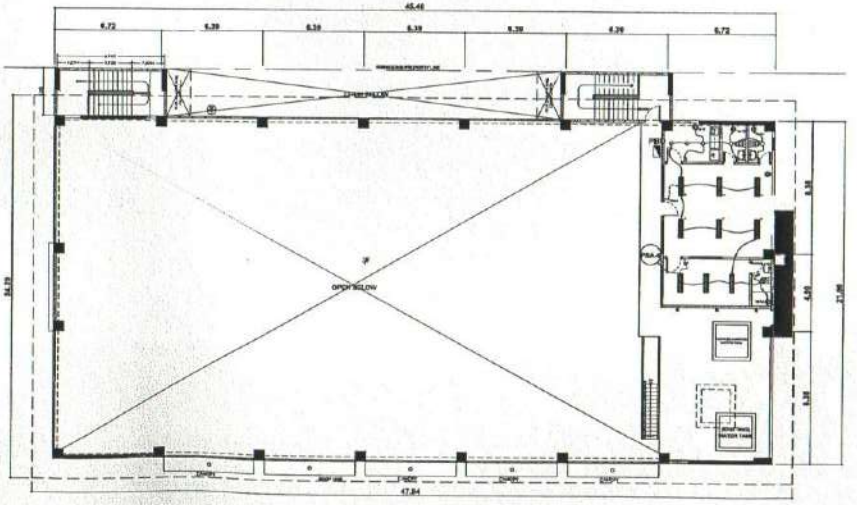

4 MEZZANINE LIGHTING LAYOUT
E-1

LEGEND	DESCRIPTION
	2X4 WATTS LED
EX	2X4 WATTS LED
	SURFACE MOUNTED DOWN LIGHT LED
EX	EXISTING SURFACE MOUNTED DOWN LIGHT LED
	UNIVERSAL CONVENIENCE OUTLET GROUNDING TYPE
EX	EXISTING UNIVERSAL CONVENIENCE OUTLET GROUNDING TYPE
	SURVEILLANCE CAMERA
	PANEL BOARD
EXO	EXHAUST FAN OUTLET CEILING MOUNTED TOILET EXHAUST FAN OUTLET
	FLOOR MOUNTED CONVENIENCE OUTLET
	EMERGENCY LIGHT LED
EX	HIGH CEILING LED LAMP
EX	EXISTING 18 Watts T5 1200mm LED COOLWHITE SLIM TYPE
	18 Watts T5 1200mm LED COOLWHITE SLIM TYPE
	LED WALL LAMP
	SMOKE DETECTOR
	ADDRESSABLE COMBINED SOUNDER AND STROBE

GENERAL NOTES :

- ALL ELECTRICAL WORKS SHALL BE DONE IN ACCORDANCE WITH THE PROVISION OF THE LATEST EDITION OF THE PHILIPPINE ELECTRICAL CODE AND EXISTING LOCAL ORDINANCES AND REQUIREMENTS OF THE LOCAL POWER COMPANY.
- THE TYPE OF POWER SUPPLY SHALL BE 3 PHASE 4 WIRES 220V WIRE, A.C.
- THE CONTRACTOR SHALL VERIFY AND CREATE THE ACTUAL LOCATION OF SERVICE ENTRANCE FOR CONNECTION TO POWER COMPANY SERVICE POINT.
- UNLESS OTHERWISE SPECIFIED THE MINIMUM SIZE OF WIRE AND SIZE OF THE CONDUIT SHALL BE 3.5 SQUARE MM. THK. AND 19 MM DIA. RESPECTIVELY.
- ALL LIGHTING CIRCUIT HOMERUNS AND CONVENIENCE OUTLETS SHALL BE WIRED USE PHASE 2 SQUARE MM. FLEXI. ALL 20 AMPERES CIRCUIT HOMERUNS TO PANEL BOARD MORE THAN 20 METERS IN LENGTH SHALL BE WIRED WITH 3.5 MM. THK IN 100 UNLESS OTHERWISE INDICATED.
- ALL ELECTRICAL MATERIALS TO BE USED SHALL BE BRAND NEW AND BE APPROVED TYPE FOR THE LOCATION & PURPOSE.
- STANDARD TYPE OF ACCS., SPACING DEVICES, MEASUREMENTS & OTHER APPURTENANCES FOR THE SHEET ELECTRICAL INSTALLATION SHALL BE USED.
- ALL WALL OUTLETS SHALL BE INSTALLED AT CONVENIENT HEIGHT ABOVE THE FINISHED FLOOR LEVEL, UNLESS NOTED:
  - A. WALL SWITCHES 1200mm ABOVE FINISHED FLOOR
  - B. CONVENIENCE OUTLETS 300mm
  - C. FIRE ALARM BELL OUTLET 300mm BELOW CEILING LINE
  - D. FIRE ALARM STATION OUTLET 1500mm
  - E. WALL FAN OUTLET 2000mm
  - F. PANEL BOARDS AT CONVENIENT HEIGHT
- ALL ELECTRICAL WORKS SHALL BE DONE UNDER THE DIRECT SUPERVISION OF A DULY REGISTERED PROFESSIONAL ELECTRICAL ENGINEER.

CAMPUS PLANNING DEVELOPMENT & MAINTENANCE OFFICE CPDMO U.P. MANILA P. Paoco Street, Ermita, Manila Tel. No. 536-2525 Telefax No. 536-4430 RA 9266 : THIS DRAWING AS AN INSTRUMENT OF SERVICE IS THE PROPERTY OF CPDMO UP MANILA AND SUCH MUST NOT BE REPRODUCED OR COPIED IN OR IN WHOLE WITHOUT PERMISSION.	PREPARED BY: ENGR. RYAN L. SUCUD ENGR. BENJAMIN R. TEMORQUE	CHECKED BY: AR. ROMEO G. FLORES-BERNARDO CHIEF, CPDMO	PROJECT TITLE: COMPLETION OF SPORTS AND WELLNESS CENTER UNIVERSITY OF THE PHILIPPINES MANILA	RECOMMENDING APPROVAL: LEONARDO R. ESTACIO JR., PhD OBAN COLLEGE OF ARTS AND SCIENCES MICHAEL L. TEE, MD, MHPEM, MBA VICE CHANCELLOR FOR PLANNING AND DEVELOPMENT ARLENE A. RAMANIEGO, MD VICE CHANCELLOR FOR ADMINISTRATION	APPROVED: CARMENCITA D. PADILLA, MD, MAHPS PROFESSOR & CHANCELLOR	SHEET CONTENT: LIGHTING LAYOUT	DATE ISSUED: DATE COMPLETED: REVISION NO./DATE: REF. NO.: CADD BY: --- DWG REF:	SHEET NO.: E-1 1 OF 2