



Republic of the Philippines  
**University of the Philippines Manila**  
*The Health Sciences Center*  
**SPECIAL BIDS AND AWARDS COMMITTEE**  
 (DOH FUND)  
 BAC Office, PGH Compound  
*Taft Avenue, Manila*  
 Tel. No. 554-8400 loc. 3014/3015/3016



**NOTICE OF AWARD**

23 September 2016

**SAVIOUR MeDEVICES, INC.**  
 5/F BTTC Centre, Ortigas Avenue  
 Greenhills San Juan City  
 Tel. No. 706-7990 to 94

Attention: **Ms. CRISTINA L. ADAN**  
 Executive Vice President-Marketing

Dear Sir/Madame:

We are happy to notify you that your bid dated **25 August 2016** but awarded on **22 September 2016**, for the supply of **SUPPLY, DELIVERY, TESTING, INSTALLATION AND COMMISSIONING OF LAPAROSCOPY MACHINE WITH SCOPES AND INSTRUMENTS** for the Contract Price of equivalent to **FIVE MILLION PESOS AND 00/100 ONLY (Php5,000,000.00)**, as corrected and modified in accordance with the Instructions to Bidders is hereby accepted.

You are hereby required to provide within **ten (10) days** the performance security in the form of a) Cash/Certified Check, Cashier's Check, Manager's Check, Bank Draft or Irrevocable Letter of Credit confirmed by a reputable local bank at 5% of the total amount of award which amounts to **TWO HUNDRED FIFTY THOUSAND PESOS AND 00/100 ONLY (Php250,000.00)** b) 30% of the total amount of award in the form of Surety Bond callable upon demand issued by any reputable surety or insurance company in the amount of **ONE MILLION FIVE HUNDRED THOUSAND PESOS AND 00/100 ONLY (Php1,500,000.00)** to be submitted to the BAC Office, UPM PGH. Failure to provide the performance security shall constitute sufficient ground for the cancellation of the award and forfeiture of the bid security.

**PGH16-07-0957 – DEPARTMENT OF OBSTETRICS AND GYNECOLOGY**

ITEM NO.	QTY.	UNIT	ARTICLES/DESCRIPTION	UNIT COST(Php)	TOTAL COST(Php)
1	1	lot	LAPAROSCOPY MACHINE WITH SCOPES AND/ INSTRUMENTS Brand new, not reconditioned/refurbished its parts and accessories Brand/Model: <b>KARL STORZ</b> Country of Origin; <b>Germany</b> Please see attached supporting document : 1. Technical Specification	5,000,000.00	<b>5,000,000.00</b>
<b>TOTAL AWARD Php5,000,000.00</b>					

- More on Page 2 -

**TERMS AND CONDITIONS:**


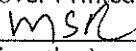
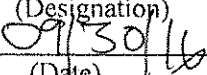
1. Delivery and Installation within one hundred twenty (120) calendar days commencing on the 3<sup>rd</sup> working day of notification through confirmed fax that the approved purchase order/contract is already available for pick-up.
2. The system must be delivered ready to use. Cables, connectors, adapters and accessories not specified but are essential for the unit to function must be provided free by the winning bidder.

*Edman S. N. M.*  
*Elise Bryan*  
 Page 1 of 2  
 laparoscopy machine - saviour  
 09/30/16

3. Two (2) years warranty on service and two (2) years on parts.
4. Warranty period shall be commence from the date of acceptance by the end-user after installation, testing and commissioning.
5. Provide a service unit for the components except accessories that need repair during the warranty period within 48 hours of notification.
6. Provide free quarterly preventive maintenance and calibration during the lifespan of the equipment.
7. Operations training for end-user and trouble shooting training for biomedical engineers.
8. Provide a certification from the principal that the service engineers are factory trained on service and repair.
9. Provide a certification from the bidder/supplier that a t least one service engineer is available locally to provide quick-on site support.
10. Provide technical specifications (brochure/catalogue).
11. Provide original and hard copy of operators and service manuals upon delivery.
12. All components must be of the same brand from the same manufacturer unless otherwise specified as "Third Party".
13. The bidder guarantees that the bid offer is the lowest price in the market.
14. It is understood that all taxes and other impositions are included in the bid offer. However, the bidder concerned shall be liable for additional or other taxes and duties which may be imposed by the government during the effectivity of the contract,
15. Compliance with Republic Act No. 9184 and other applicable laws.

Very truly yours,

  
 GERARDO D. LEGASPI, M.D. **SEP 23 2016**  
 Director *ml*

**CONFIRMED**  
  
 Elise Buam  
 \_\_\_\_\_  
 (Signature over Printed Name)  
  
 \_\_\_\_\_  
 (Designation)  
  
 \_\_\_\_\_  
 (Date)

SECTION VII. TECHNICAL SPECIFICATIONS

ITEM	Specification	Statement of Compliance
<p>Full HD medical grade monitor and stand specifications:</p>	<ol style="list-style-type: none"> <li>1. At least 27 inch full HD flat panel medical grade LED or LCD monitor with PAL/NTSC color systems</li> <li>2. Minimum screen resolution of 1920 x 1080 pixels with 16:9 image format</li> <li>3. Power supply: 100 to 240 VAC, 50 to 60 Hz.</li> <li>4. Video inputs: must have both digital and analog output</li> <li>5. Video outputs: must have both digital and analog output</li> <li>6. Must include external 24 VDC Power supply mains cord</li> <li>7. Swivel monitor stand with integrated cable channel and compatible with the monitor</li> </ol>	<p>COMPLY</p> <p>COMPLY</p> <p>COMPLY</p> <p>COMPLY</p> <p>COMPLY</p> <p>COMPLY</p> <p>COMPLY</p>
<p>Camera control processor specifications:</p>	<ol style="list-style-type: none"> <li>1. Full HD camera control processor for use with three chip camera heads with the following features:               <ol style="list-style-type: none"> <li>a. Homogenous illumination.</li> <li>b. Image differentiation of tissue types through image processing.</li> <li>c. Able to intensify color contrast of tissues.</li> <li>d. Compatible for the following specialties: Laparoscopy and Hysteroscopy</li> </ol> </li> <li>2. With USB connection for quick recording of images</li> <li>3. Minimum resolution of 1920 x 1080 pixels.</li> <li>4. Power supply: 100 to 240 VAC, 50 to 60 Hz.</li> </ol>	<p>COMPLY</p> <p>COMPLY</p> <p>COMPLY</p> <p>COMPLY</p> <p>COMPLY</p> <p>COMPLY</p> <p>COMPLY</p>
<p>Three Chip Full HD Camera head specifications</p>	<ol style="list-style-type: none"> <li>1. Three-chip Full HD camera head with 60 Hz progressive scan with integrated Parfocal Zoom lens, focal length of at least 15 to 31 mm. Must be soakable and gas/plasma sterilizable</li> <li>2. Minimum resolution of 1920 x 1080 pixels.</li> <li>3. At least two (2) freely programmable head buttons for use</li> <li>4. Must be able to focus structures up to 2mm.</li> <li>5. Head buttons must be multifunctional and programmable and allows the operator to control the machine without help.</li> <li>6. Sterilization tray for camera head.</li> </ol>	<p>COMPLY</p> <p>COMPLY</p> <p>COMPLY</p> <p>COMPLY</p> <p>COMPLY</p> <p>COMPLY</p>

*Edmund*

2.0.10

RECEIVED BY THE COMB

<p><b>Xenon Light source specifications:</b></p>	<ol style="list-style-type: none"> <li>Xenon Light source specifications:</li> <li>300 watt Xenon light source with at least 500 hours bulb life span.</li> <li>Must include one (1) spare xenon bulb.</li> <li>The machine must be able to monitor life span of the bulb either through a meter or a digital counter.</li> <li>Power supply: 100 to 240 VAC, 50 to 60 Hz. Must be supplied with mains cord</li> <li>Must include a fiber optic light cable with straight connector, extremely heat resistant with a diameter of 4.8 – 5mm, at least 250 cm in length.</li> <li>Must have a cable sterilization tray of its own or integrated into the scope sterilization tray.</li> <li>Must be equipped with a heat absorber to prevent fiber optic cable overheating.</li> <li>Must have a standby function.</li> </ol>	<p>COMPLY COMPLY COMPLY COMPLY COMPLY COMPLY COMPLY COMPLY COMPLY</p>
<p><b>Co2 Insufflator specifications:</b></p>	<ol style="list-style-type: none"> <li>Co2 Insufflator specifications:</li> <li>With at least 30L/min flow rate</li> <li>Power supply 100 - 240 VAC, 50/60 Hz</li> <li>With external CO2 warmer or integrated</li> <li>CO2 Silicone Tubing Set, Sterilizable</li> <li>Sterile Filter, for single use (package of 10 pcs.)</li> <li>Can perform self testing for system evaluation</li> </ol>	<p>COMPLY COMPLY COMPLY COMPLY COMPLY COMPLY COMPLY</p>
<p><b>Digital Recorder Specifications:</b></p>	<ol style="list-style-type: none"> <li>Digital Recorder Specifications:</li> <li>Able to record to USB and CD ROM.</li> <li>Must have a separate interface monitor of its own and preferably touch screen.</li> <li>Must be provided with a keyboard to enter patient data, Surgeons Name and Procedures</li> <li>At least 1 terabyte of hard disk space</li> </ol>	<p>COMPLY COMPLY COMPLY COMPLY COMPLY</p>
<p><b>Scopes and instruments:</b></p>	<ol style="list-style-type: none"> <li>Forward Oblique telescope 30 degree, enlarge view, diameter 10mm, length 31 cm, autoclave, fiber optic light transmission incorporated (1 pc)</li> </ol>	<p>COMPLY</p>

*Edwan J. [Signature]*

COPIES DERIVED FROM ORIGINAL COPY  
*Auth*



<p><b>Camera Head:</b></p>	<ol style="list-style-type: none"> <li>1. One chip camera head with two freely programmable buttons</li> <li>2. Focal length <math>f = 25-50\text{mm}</math> (2x)</li> </ol>	<p>COMPLY</p>
<p><b>Fiber optic Light cable:</b></p>	<ol style="list-style-type: none"> <li>1. Diameter 3.5 mm</li> <li>2. Length 230 cm</li> </ol>	<p>COMPLY COMPLY</p>
<p><b>Accessories:</b></p>	<ol style="list-style-type: none"> <li>1. Plastic container for sterilization and storage of camera heads suitable for steam, gas and hydrogen peroxide sterilization, hydrogen peroxide plasma sterilizer-compatible</li> <li>2. Tray for cleaning, sterilization and storage of two rigid endoscopes and one light cable. Includes holder for adaptors, silicone telescope holders and lid. Suitable for rigid endoscopes with up to 10mm and 32 working length</li> <li>3. UPS that can provide at least 15 minutes of power</li> <li>4. CO2 high pressure tank hose minimum of 2 meters</li> </ol>	<p>COMPLY COMPLY</p>



*Edman*







a diameter of 4.8 - 5mm, at least 250 cm in length.	a diameter of 4.8 - 5mm, at least 250 cm in length.	
<ul style="list-style-type: none"> <li>Must have a cable sterilization tray of its own or integrated into the scope sterilization tray.</li> <li>Must be equipped with a heat absorber to prevent fiber optic cable overheating.</li> <li>Must have a standby function.</li> <li>Co2 Insufflator specifications:</li> <li>With at least 30L/min flow rate</li> <li>Power supply 100 - 240 VAC 50/60 Hz</li> <li>With external CO2 warmer or integrated</li> <li>CO2 Silicone Tubing Set, Sterilizable</li> <li>Sterile Filter, for single use (package of 10 pcs.)</li> <li>Can perform self testing for system evaluation</li> <li>Digital Recorder Specifications:</li> <li>Able to record to USB and CD ROM.</li> <li>Must have a separate interface monitor of its own and preferably touch screen.</li> <li>Must be provided with a keyboard to enter patient data, Surgeons Name and Procedures</li> <li>At least 1 terabyte of hard disk space</li> <li>Scopes and Instruments</li> <li>Forward Oblique telescope 30 degree, enlarge view, diameter 10mm, length 31 cm, autoclave, fiber optic light transmission incorporated (1 pc)</li> <li>Straight Forward telescope 0 degree, enlarge view, diameter 10mm, length 31 cm.</li> </ul>	<ul style="list-style-type: none"> <li>Must have a cable sterilization tray of its own or integrated into the scope sterilization tray.</li> <li>Must be equipped with a heat absorber to prevent fiber optic cable overheating.</li> <li>Must have a standby function.</li> <li>Co2 Insufflator specifications:</li> <li>With at least 30L/min flow rate</li> <li>Power supply 100 - 240 VAC 50/60 Hz</li> <li>With external CO2 warmer or integrated</li> <li>CO2 Silicone Tubing Set, Sterilizable</li> <li>Sterile Filter, for single use (package of 10 pcs.)</li> <li>Can perform self testing for system evaluation</li> <li>Digital Recorder Specifications:</li> <li>Able to record to USB and CD ROM.</li> <li>Must have a separate interface monitor of its own and preferably touch screen.</li> <li>Must be provided with a keyboard to enter patient data, Surgeons Name and Procedures</li> <li>At least 1 terabyte of hard disk space</li> <li>Scopes and Instruments</li> <li>Forward Oblique telescope 30 degree, enlarge view, diameter 10mm, length 31 cm, autoclave, fiber optic light transmission incorporated (1 pc)</li> <li>Straight Forward telescope 0 degree, enlarge view, diameter 10mm, length 31 cm.</li> </ul>	<p>Table no. 24</p> <p>Table no. 6</p> <p>Table no. 6</p> <p>Table no. 8</p> <p>Table no. 8</p> <p>Table no. 8</p> <p>Table no. 8</p> <p>Table no. 8</p> <p>Table no. 8</p> <p>Table no. 8</p> <p>Table no. 9</p> <p>Table no. 9</p> <p>Table no. 9</p> <p>Table no. 9</p> <p>Table no. 9</p> <p>Table no. 9</p> <p>Table no. 9</p> <p>Table no. 10</p> <p>Table no. 10</p>

  
  
 Date: \_\_\_\_\_  
 Page 3 of 8

	autoclave, fiber optic light transmission incorporated (1 pc)	autoclave, fiber optic light transmission incorporated (1 pc)		
	<ul style="list-style-type: none"> <li>Bowel Grasper, rotating, with connector pin for monopolar coagulation, size 5mm, length 36cm, double action jaws with outer tube insulated (1pc)</li> <li>Macro straight needle holder with tungsten carbide insert, with disengageable ratchet, ratchet position left, jaws curved to the left, size 5mm, length 33cm suitable for use with suture material size 0/0 to 7/0 and needle size BV, SH or CT - 1 (1pc)</li> <li>Handle with trumpet valve for suction or irrigation, autoclavable for use with coagulation suction tubes size 5mm, length 36cm - (1pc)</li> </ul>	<ul style="list-style-type: none"> <li>Bowel Grasper, rotating, with connector pin for monopolar coagulation, size 5mm, length 36cm, double action jaws with outer tube insulated (1pc)</li> <li>Macro straight needle holder with tungsten carbide insert, with disengageable ratchet, ratchet position left, jaws curved to the left, size 5mm, length 33cm suitable for use with suture material size 0/0 to 7/0 and needle size BV, SH or CT - 1 (1pc)</li> <li>Handle with trumpet valve for suction or irrigation, autoclavable for use with coagulation suction tubes size 5mm, length 36cm - (1pc)</li> </ul>	Page no. 11	
	<ul style="list-style-type: none"> <li>Spatula coagulating and dissecting electrode, with insulated sheath, with connector pin for monopolar coagulation, size 5mm, length 36cm, for use with trocar size 6mm - (2pcs)</li> <li>Meso-ovarian forceps, rotating with connector pin for monopolar coagulation, size 5mm, length 36cm, double action jaws consisting of: plastic handle, outer tube, insulated forcep insert</li> <li>Fine tooth grasper with teeth 4x3 rotating, with connector pin for monopolar coagulation, size 5mm, length 36cm, double action jaws consisting of: plastic handle, outer tube, insulated forcep insert</li> </ul>	<ul style="list-style-type: none"> <li>Spatula coagulating and dissecting electrode, with insulated sheath, with connector pin for monopolar coagulation, size 5mm, length 36cm, for use with trocar size 6mm - (2pcs)</li> <li>Meso-ovarian forceps, rotating with connector pin for monopolar coagulation, size 5mm, length 36cm, double action jaws consisting of: plastic handle, outer tube, insulated forcep insert</li> <li>Fine tooth grasper with teeth 4x3 rotating, with connector pin for monopolar coagulation, size 5mm, length 36cm, double action jaws consisting of: plastic handle, outer tube, insulated forcep insert</li> </ul>	Page no. 12	
	<ul style="list-style-type: none"> <li>Handle with trumpet valve for suction or irrigation, autoclavable for use with coagulation suction tubes size 5mm, length 36cm - (1pc)</li> <li>Spatula coagulating and dissecting electrode, with insulated sheath, with connector pin for monopolar coagulation, size 5mm, length 36cm, for use with trocar size 6mm - (2pcs)</li> <li>Meso-ovarian forceps, rotating with connector pin for monopolar coagulation, size 5mm, length 36cm, double action jaws consisting of: plastic handle, outer tube, insulated forcep insert</li> <li>Fine tooth grasper with teeth 4x3 rotating, with connector pin for monopolar coagulation, size 5mm, length 36cm, double action jaws consisting of: plastic handle, outer tube, insulated forcep insert</li> </ul>	<ul style="list-style-type: none"> <li>Handle with trumpet valve for suction or irrigation, autoclavable for use with coagulation suction tubes size 5mm, length 36cm - (1pc)</li> <li>Spatula coagulating and dissecting electrode, with insulated sheath, with connector pin for monopolar coagulation, size 5mm, length 36cm, for use with trocar size 6mm - (2pcs)</li> <li>Meso-ovarian forceps, rotating with connector pin for monopolar coagulation, size 5mm, length 36cm, double action jaws consisting of: plastic handle, outer tube, insulated forcep insert</li> <li>Fine tooth grasper with teeth 4x3 rotating, with connector pin for monopolar coagulation, size 5mm, length 36cm, double action jaws consisting of: plastic handle, outer tube, insulated forcep insert</li> </ul>	Page no. 13	
	<ul style="list-style-type: none"> <li>Bipolar coagulation Forceps, width of jaws 3mm, working</li> </ul>	<ul style="list-style-type: none"> <li>Bipolar coagulation Forceps, width of jaws 3mm, working</li> </ul>	Page no. 14	
	<ul style="list-style-type: none"> <li>Bipolar coagulation Forceps, width of jaws 3mm, working</li> </ul>	<ul style="list-style-type: none"> <li>Bipolar coagulation Forceps, width of jaws 3mm, working</li> </ul>	Page no. 15	
	<ul style="list-style-type: none"> <li>Bipolar coagulation Forceps, width of jaws 3mm, working</li> </ul>	<ul style="list-style-type: none"> <li>Bipolar coagulation Forceps, width of jaws 3mm, working</li> </ul>	Page no. 17	

*Edith*

COAGULATION FROM ORIGINAL COPY

*Edith*

*Edith*



minimum of 2 meters | minimum of 2 meters

I hereby certify that the statement of compliance to the foregoing technical specifications are true and correct, otherwise, if found to be false either during bid evaluation or post-qualification, the same shall give rise to automatic disqualification of our bid.

SAVIOUR MeDEVICES, INC.  
Name of Company/Bidder

MARK LESTER V. REAL  
Signature Over Printed Name of Authorized Representative

25 August 2016  
Date

*Eabur*

*Edith*

*[Signature]*